


ELECTRONIC DOSING PUMPS

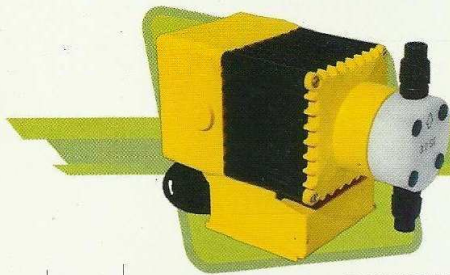


KEY SPECIFICATION FEATURES

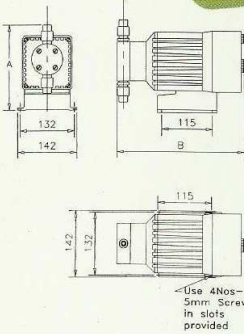
- Electronically operated Mechanically Actuated Diaphragm
- Solid state encapsulated electronics
- Compact Size
- Light Weight
- Low Maintenance
- High Precision ball and seats for reliable sealing
- Manual stroke length control adjustable while running .
- Manual/Automatic speed control adjustable while running or stopped.
- Steady State Accuracy of $\pm 2\%$
- Tolerance on Max.capacity 0 to +25%
- Repeatability $\pm 5\%$
- Composite PTFE faced Hypalon Diaphragm for longer life.
- Electro Magnetic Drive: Less moving parts.
- Low Power Consumption
- Liquid End Material of construction in PP, PVC, PVDF, SS-316
- Suction Lift 1.5 mwc max.



MILTON ROY INDIA



SERIES D



TYPICAL PERFORMANCE

| PUMP MODEL | CAPACITY | | MAX. INJ. PRESS KG/CM ² | DIAPHRAGM SIZE (Sq.Inch) | DIMENSION DETAILS | | SIZE OF TUBING OD x ID | NET WEIGHT | |
|----------------|--------------|------------|---------------------------------------|-----------------------------|-------------------|-----|---------------------------|------------|----------|
| | MIN CC/HR | MAX LPH | | | A | B | | Plastic | Metallic |
| D-10/D-70/D-90 | 50 | 5.0 | 18.0 | 0.9 | 210 | 278 | 3/8"x1/4" | 8.5 kg | 9.0 Kg |
| D-11/D-71/D-91 | 100 | 12.0 | 9.0 | 1.8 | | | | | |
| D-12/D-72/D-92 | 150 | 17.0 | 7.0 | 1.8 | | | | | |
| D-13/D-73/D-93 | 250 | 35.0 | 4.0 | 3.0 | | | | | |
| D-14/D-74/D-94 | 600 | 90.0 | 1.5 | 6.0 | 235 | 295 | 1/2"x3/8 | 9.0 kg | 10.5 kg |

MATERIAL OF CONSTRUCTION

| PART | MATERIAL | | | |
|---------------------------|-------------------------|-------------------------|-------------------------|-------------------------|
| HEAD | PP | PVC | PVDF | CF8M |
| DIAPHRAGM | TEFLON FACED HYPALON | TEFLON FACED HYPALON | TEFLON FACED HYPALON | TEFLON FACED HYPALON |
| BALL | CERAMIC | CERAMIC | CERAMIC | CERAMIC |
| RING SEAL | TEFLON | TEFLON | TEFLON | TEFLON |
| SUCTION / DISCHARGE VALVE | PVC | PVC | PVC | SS - 316 |
| ANTISYPHON VALVE | PVC | PVC | PVC | SS - 316 |
| FOOT VALVE | PVC | PVC | PVC | SS - 316 |
| TUBING | LDPE | LDPE | LDPE | LDPE |

Notes (For all models)

- Drive Details : Electromagnetic Power Unit (EPU) 230V, 50Hz. Single Phase AC.
- MAX SPEED 100 SPM
- Discharge End Connection 1/2" NPT(M)
- Model Suffix 'L' comes with Milton Roy Standard Float Type Level Switch with in-built pump trip Eg: A13L.
- Optional : Unique Four Function Valve(FFV) for Positive Anti-syphon, Priming Aid, Back Pressure, Pressure Relief.
Available on all pumps except 'V' Series and D -14 models and pumps with rated pressure 2 Kg/cm²
- A-79 to A-73/B-71 to B-73/D-70 to D-74: Instrument responsive pumps will accept modulated frequency signal.
- A-99 to A-93/B-91 to B-93/D-90 to D-94: Instrument responsive pumps will accept 4-20 mA signal.
- Pumps are provided with Foot Valve, Anti-syphon Valve and 3M LDPE tubing. Y strainer optional instead of Foot Valve.
- Power Consumption Approx.40 Watts for A&V models
Approx.75 Watts for B models.
Approx.100 Watts for D models
- For 'V' Series pumps speed control is not available.
- 'V' Series pump is available in 'PP' (Liquid End MOC) only.
- Foundation Details : For A, V, B, D use four numbers 5mm screws in slots provided.



ISO 9001 : 2000
Certified

MILTON ROY INDIA (P) LTD

Head office and Manufacturing unit:

Plot No:45/1, 8th Avenue, Domestic Tariff Area,
Mahindra World City, Kanchipuram District,
Chengalpet - 603002.

Tel Ph. No: +91-44-47438181 FAX No: +91 -44-47438182

e-mail: mrisales@hs.utc.com; mrisupport@hs.utc.com

www.miltonroyindia.com